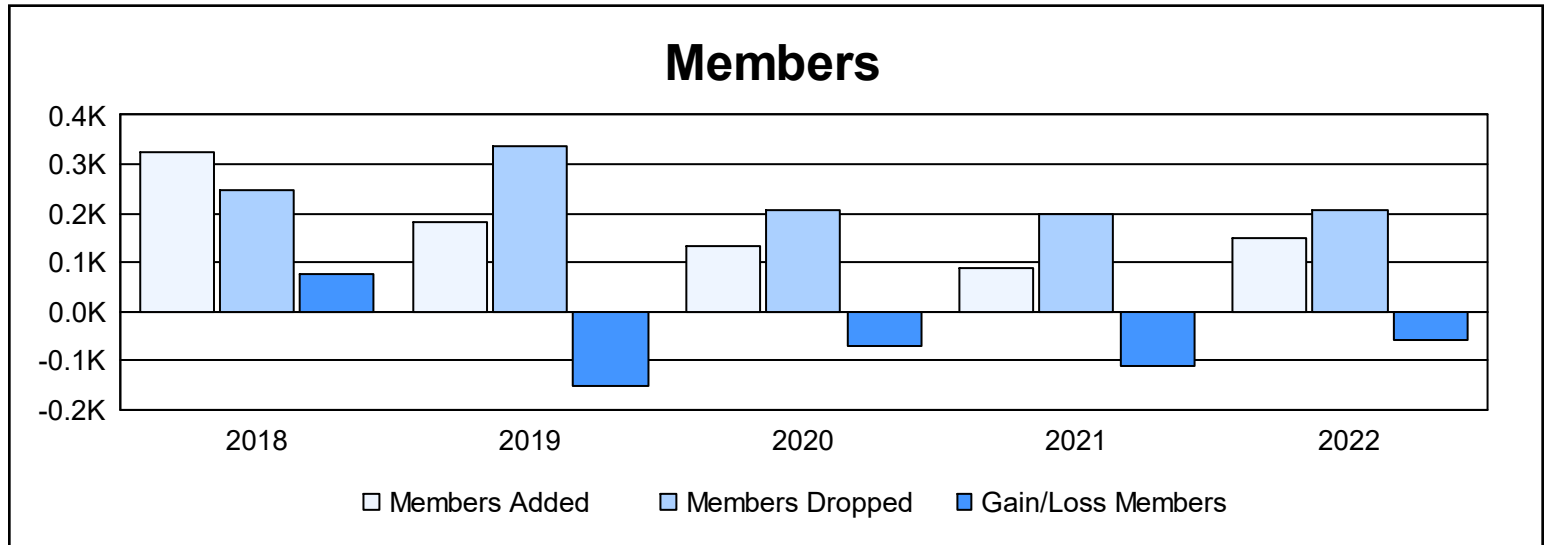
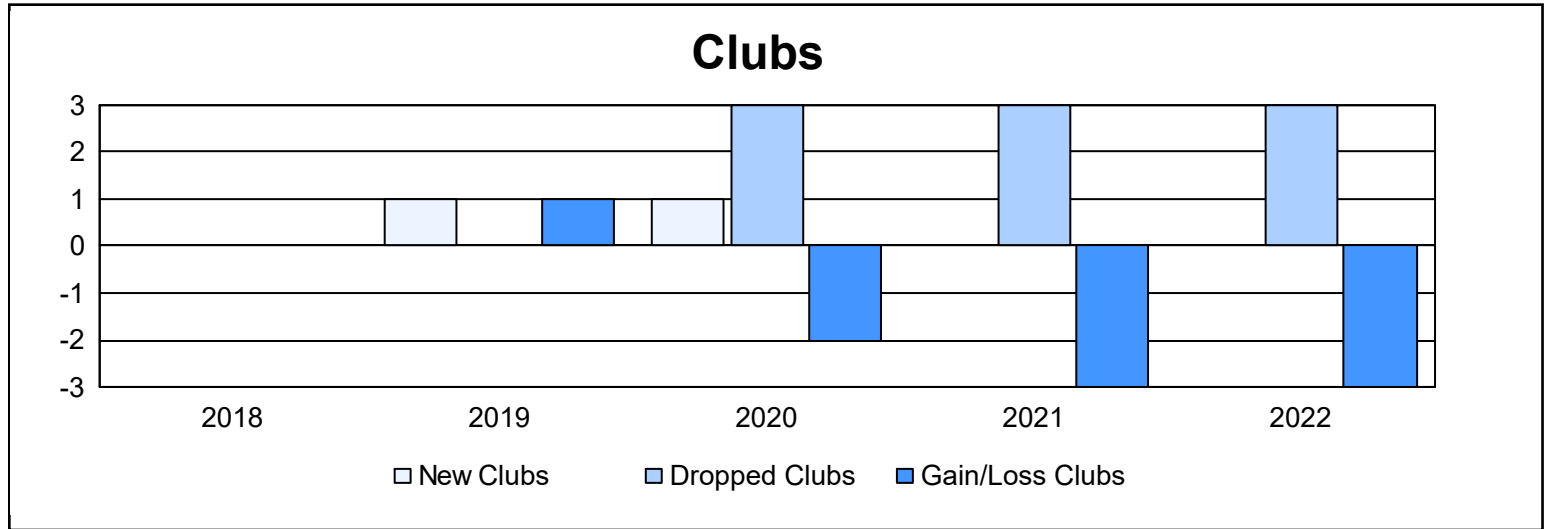
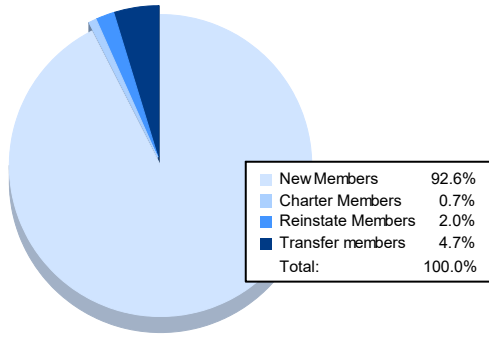


Year	New Clubs	Dropped Clubs	Gain/ Loss Clubs	New Members	Charter Members	Reinstate Members	Transfer Members	Total Member Added	Total Members Dropped	Gain/ Loss Members
2017-2018	0	0	0	284	2	16	22	324	247	77
2018-2019	1	0	1	135	24	5	19	183	336	-153
2019-2020	1	3	-2	84	30	4	16	134	206	-72
2020-2021	0	3	-3	66	6	7	11	90	200	-110
2021-2022	0	3	-3	137	1	3	7	148	205	-57
<b>Average</b>	<b>0</b>	<b>2</b>	<b>-1</b>	<b>141</b>	<b>13</b>	<b>7</b>	<b>15</b>	<b>176</b>	<b>239</b>	<b>-63</b>



### Membership Composition June 2022 Cumulative



### Gender Composition June 2022 Cumulative

